



F-18 WORLD CHAMPIONSHIP 2017

8-15 July 2017 - Vallensbæk Yacht Club - Denmark























































Results are provisional as of 22:30 on July 12, 2017



























Overall


























Sailed: 6, Discards: 1, To count: 5, Entries: 124, Scoring system: Appendix A

Rank	Flight	Category	Bow #	Sail	Helm	Crew	Nat	Q1	Q2	Q3	Q4	Q5	Q6	Total	Nett
1st	Red		129	111	Hendrickx Philip	Olyslager Filip	BEL	4.0	(12.0)	1.0	1.0	3.0	3.0	24.0	12.0
2nd	Green	Master	89	336	Helge Sach	Christian Sach	GER	1.0	(16.0)	2.0	5.0	6.0	1.0	31.0	15.0
3rd	Green		32	11	Mitch Booth	Ruben Booth	ESP	2.0	4.0	3.0	6.0	1.0	(14.0)	30.0	16.0
4th	Red		15	7	Paschalidis Iordanis	Trigkonis Konstantinos	GRE	3.0	3.0	5.0	4.0	(10.0)	4.0	29.0	19.0
5th	Red		48	596	Daniel Bjørnholt	Nicolaj Bjørnholt	DEN	3.0	2.0	2.0	5.0	(11.0)	10.0	33.0	22.0
6th	Green		113	1	Demesmaeker Patrick	Tas Gilles	BEL	1.0	1.0	(63.0 DSQ)	3.0	8.0	10.0	86.0	23.0
7th	Green	Mixed	122	2	Leff Dahl	Terese Antsman	SWE	2.0	1.0	8.0	7.0	(20.0)	5.0	43.0	23.0
8th	Green		136	51	Simon Northrop	Sam Barher	GBR	5.0	6.0	(8.0)	2.0	7.0	4.0	32.0	24.0
9th	Red		41	4	Jolbert van Dijk	Frank de Waard	NED	12.0	(15.0)	7.0	3.0	4.0	2.0	43.0	28.0
10th	Red		46	9	Benjamin Dutreux	Marcel Jr Dutreux	FRA	(28.0)	6.0	17.0	2.0	6.0	1.0	60.0	32.0
11th	Red		75	33	Manuel Wunderle	Fabian Wunderle	GER	4.0	(24.0)	1.0	10.0	12.0	7.0	58.0	34.0
12th	Red		99	8	Christian Vettori	Maurizio Stella	ITA	12.0	3.0	5.0	14.0	1.0	(21.0)	56.0	35.0
13th	Green		53	77	Hans van Dam	Marius van Dam	NED	8.0	(20.0)	10.0	4.0	12.0	2.0	56.0	36.0
14th	Red		128	508	William Sunnucks	Freddie White	GBR	6.0	7.0	(22.0)	11.0	2.0	11.0	59.0	37.0
15th	Red		31	339	Sven Lindstädt	Jesse Lindstädt	GER	5.0	5.0	11.0	12.0	7.0	(14.0)	54.0	40.0
16th	Green	Master	81	1936	Wik Becker	Rob Becker	NED	7.0	10.0	6.0	14.0	5.0	(19.0)	61.0	42.0
17th	Green		108	7	Mischa Heemskerck	Stephan Dekker	NED	8.0	(63.0 DNF)	15.0	9.0	9.0	3.0	107.0	44.0
18th	Red		145	96	Antoine Ferrec	Foucauld Delaplace	FRA	11.0	15.0	(24.0)	7.0	5.0	6.0	68.0	44.0
19th	Red		121	957	Grant Piggott	Simon Farren	GBR	(29.0)	10.0	3.0	6.0	9.0	18.0	75.0	46.0
20th	Green		63	1912	Cruz González Smith	Mariano Heuser	ARG	25.0	2.0	4.0	10.0	(28.0)	6.0	75.0	47.0

Rank	Flight	Category	Bow #	Sail	Helm	Crew	Nat	Q1	Q2	Q3	Q4	Q5	Q6	Total	Nett
21st	Green	Youth	36	594	Jordi Booth Ferrando	Joan Costa Estiarte	 ESP	(21.0)	14.0	6.0	13.0	2.0	13.0	69.0	48.0
22nd	Red		22	9	Finn Heeg	Tom Heinrich	 GER	9.0	5.0	13.0	(24.0)	8.0	13.0	72.0	48.0
23rd	Green		124	76	Zoltan Diószegi	Gábor Jankovics	 HUN	14.0	(34.0)	11.0	8.0	3.0	18.0	88.0	54.0
24th	Green		125	8	Hans Breur	Cas van Oort	 NED	10.0	12.0	4.0	17.0	(37.0)	11.0	91.0	54.0
25th	Green	Youth	14	456	Lachie Hughes	Harrison Rietman	 AUS	15.0	19.0	19.0	(28.0)	4.0	9.0	94.0	66.0
26th	Green	Mixed	140	281	Chrisch Bräuer	Sanni Levgrün	 GER	13.0	(41.0)	20.0	12.0	11.0	16.0	113.0	72.0
27th	Red		86	73	Lars Linder	Erik Brunnberg	 SWE	23.0	13.0	17.0	9.0	(32.0)	12.0	106.0	74.0
28th	Green		141	1588	Nathaniel Ward	Caleb Cooper	 GBR	20.0	23.0	12.0	18.0	10.0	(39.0)	122.0	83.0
29th	Green	Mixed	143	11	Dieter Maurer	Katrin Oldenburg	 GER	18.0	9.0	21.0	16.0	21.0	(51.0)	136.0	85.0
30th	Red		118	112	Leon van Dalfsen	Abel Blaauw	 NED	21.0	17.0	21.0	(27.0)	22.0	5.0	113.0	86.0
31st	Green		123	27	Tim Sandberg	Pål Kirkebø	 NOR	11.0	7.0	(33.0)	26.0	29.0	15.0	121.0	88.0
32nd	Green		120	14	Monti Matteo	Nicolo Zamagai	 ITA	18.0	21.0	9.0	(52.0)	19.0	21.0	140.0	88.0
33rd	Red	Mixed	44	276	Robert Schütz	Kühl Rea	 GER	31.0	13.0	14.0	20.0	13.0	(45.0)	136.0	91.0
34th	Red	Mixed	45	17	Eckart Kaphengst	Kathrin Szasz	 GER	16.0	(36.0)	18.0	15.0	17.0	25.0	127.0	91.0
35th	Red		42	2727	Steve Stroebel	Ryan Hopps	 USA	22.0	(32.0)	7.0	28.0	19.0	17.0	125.0	93.0
36th	Red		6	9	Niels Kleijweg	Olaf Kleijweg	 NED	14.0	21.0	(32.0)	16.0	31.0	15.0	129.0	97.0
37th	Green		92	514	Nicholas Barnes	Stuart Smith	 GBR	13.0	19.0	41.0	15.0	(51.0)	12.0	151.0	100.0
38th	Green		100	969	Giovanni Fantasia	Davide Recalcati	 ITA	16.0	(63.0 DNF)	25.0	1.0	43.0	17.0	165.0	102.0
39th	Red		35	320	Dirk Bleiker	Kevin Stuhmann	 GER	6.0	17.0	20.0	26.0	33.0	(34.0)	136.0	102.0
40th	Red		43	4	Frank Weigelt	Micha Steffen	 GER	(35.0)	29.0	10.0	19.0	23.0	23.0	139.0	104.0
41st	Green		51	3	Le Peutrec Gildas	Neiras Jolann	 FRA	17.0	27.0	26.0	21.0	13.0	(44.0)	148.0	104.0
42nd	Green		105	3	Pieter Oskam	Tony Mels	 NED	(43.0)	8.0	38.0	38.0 SP	14.0	7.0	148.0	105.0
43rd	Red		102	15	Ad Noordzij	Maarten Noordzij	 NED	(63.0 DNF)	16.0	14.0	44.0	24.0	9.0	170.0	107.0
44th	Green		70	1976	Brett Bingham	Trent Stewart	 USA	23.0	(33.0)	9.0	32.0	23.0	20.0	140.0	107.0
45th	Red	Mixed	25	11	Jan Hedmann Jensen	Penny Wyon	 DEN	27.0	(29.0)	27.0	17.0	29.0	8.0	137.0	108.0
46th	Red		137	1234	David White	Aaron Reynolds	 GBR	27.0	(37.0)	27.0	8.0	16.0	32.0	147.0	110.0

Rank	Flight	Category	Bow #	Sail	Helm	Crew	Nat	Q1	Q2	Q3	Q4	Q5	Q6	Total	Nett
47th	Red		77	355	Wyatt Ormond	Matthew McNicholl	 IRL	7.0	24.0	28.0	33.0	(34.0)	19.0	145.0	111.0
48th	Green		84	294	Leo alsved	Anders Almgren	 SWE	26.0	11.0	15.0	(39.0)	31.0	28.0	150.0	111.0
49th	Green		117	331	Daniel Paysen	Nico Heinrich	 GER	19.0	31.0	(42.0)	11.0	15.0	36.0	154.0	112.0
50th	Green		132	293	Mats Johansson	Magnus Andersson	 SWE	39.0	(41.0)	23.0	19.0	26.0	8.0	156.0	115.0
51st	Green		23	315	Peter van den Berg	Roman Pixell	 GER	9.0	(43.0)	29.0	24.0	18.0	35.0	158.0	115.0
52nd	Red		1	18	Tjiddo Veenstra	Thomas de Jong	 NED	28.0	9.0	16.0	(41.0)	35.0	28.0	157.0	116.0
53rd	Green		39	18	Magnus Dahl Nicolajsen	Jesper Vogelius	 DEN	10.0	4.0	19.0	23.0	(63.0 DSQ)	63.0 BFD	182.0	119.0
54th	Red	Youth	104	304	August Maene	Thomas De Somer	 BEL	33.0	20.0	(40.0)	30.0	21.0	16.0	160.0	120.0
55th	Red		7	54	Ties van Bruinessen	Erwin Jager	 NOR	24.0	(43.0)	41.0	13.0	15.0	30.0	166.0	123.0
56th	Green	Master+Mixed	2	3	Klaus Dreier	Bettina Dreier	 AUT	19.0	(51.0)	22.0	27.0	30.0	27.0	176.0	125.0
57th	Red	Mixed	10	10	Schmitzer Gerd	Tina Vercouteren	 GER	38.0	8.0	28.0	(42.0)	28.0	26.0	170.0	128.0
58th	Green		80	66	Ola Persson	Tommy Selin	 SWE	30.0	11.0	18.0	(63.0 DSQ)	48.0	29.0	199.0	136.0
59th	Red	Master	69	1791	Laul	Roosma	 EST	34.0	25.0	23.0	(43.0)	18.0	37.0	180.0	137.0
60th	Red	Mixed	76	432	Jacob den Houting	Babette den Houting	 NED	53.0	28.0	(63.0 DSQ)	18.0	14.0	35.0	211.0	148.0
61st	Red		116	888	Johan Bengtsson	Ola Degerfors	 SWE	35.0	18.0	25.0	(45.0)	39.0	31.0	193.0	148.0
62nd	Green		59	18	Valtteri Rahkonen	Antti Laukkanen	 FIN	26.0	25.0	24.0	33.0	(42.0)	40.0	190.0	148.0
63rd	Green	Master	54	332	Frank Komorowski	Torsten Toewe	 GER	(49.0)	32.0	37.0	37.0	16.0	30.0	201.0	152.0
64th	Green		37	14	Otto Reittilä	Fabian Björk	 FIN	31.0	33.0	33.0	(42.0)	25.0	31.0	195.0	153.0
65th	Green	Mixed	11	15	Tymoteusz Bendyk	Anna Switajska	 POL	24.0	26.0	31.0	(63.0 UFD)	35.0	38.0	217.0	154.0
66th	Red	Mixed	21	317	Martin Friedrichsen	Stella Zisler	 GER	33.0	30.0	35.0	21.0	36.0	(63.0 DNF)	218.0	155.0
67th	Green	Master+Mixed	24	527	Tom Bojland	Charlotte Engelsen	 DEN	44.0	27.0	26.0	(63.0 DSQ)	32.0	26.0	218.0	155.0
68th	Red		133	10	Andreas Lutz	Ray Schlatter	 SUI	41.0	23.0	13.0	37.0	(45.0)	42.0	201.0	156.0
69th	Red		71	1	Anders Liebst	Rasmus Josephsen	 DEN	(40.0)	22.0	39.0	35.0	38.0	24.0	198.0	158.0
70th	Red		138	8	Will Smith	Jon Sweet	 GBR	36.0	14.0	40.0	22.0	(48.0)	47.0	207.0	159.0
71st	Green		74	109	Arjan Baas	Tjalko Jansz	 NED	36.0	18.0	48.0	36.0	(54.0)	23.0	215.0	161.0
72nd	Red	Mixed	12	5	Sven Jürgensen	Julia Bleich	 GER	44.0	(46.0)	36.0	32.0	30.0	20.0	208.0	162.0

Rank	Flight	Category	Bow #	Sail	Helm	Crew	Nat	Q1	Q2	Q3	Q4	Q5	Q6	Total	Nett
73rd	Red	Mixed	62	81	Jakob Thun	Linda Holtsjö	 SWE	22.0	(63.0 UFD)	34.0	31.0	26.0	52.0	228.0	165.0
74th	Green	Master	26	112	Joakim Wiklund	Ulf Norberg	 SWE	42.0	39.0	30.0	30.0	(45.0)	24.0	210.0	165.0
75th	Red		58	78	Niklas Bredberg	Oscar Wetterling	 SWE	15.0	48.0	(49.0)	39.0	37.0	27.0	215.0	166.0
76th	Green		119	768	Leopold Seifert	Leopold Almstedt	 SWE	(51.0)	40.0	16.0	47.0 SP	39.0	25.0	218.0	167.0
77th	Red		61	307	Peter Melloh	Justus Melloh	 GER	25.0	(56.0)	43.0	23.0	25.0	51.0	223.0	167.0
78th	Red	Master	64	280	Garloff Langenbeck	Reinhard Pollok	 GER	39.0	37.0	38.0	34.0	20.0	(40.0)	208.0	168.0
79th	Green		57	7	Piotr Bary?ewski	Watenic Bartomiej	 POL	41.0	(47.0)	37.0	46.0	27.0	22.0	220.0	173.0
80th	Green		8	1542	Willie van der Heijden	Arthur Moerman	 NED	(56.0)	36.0	30.0	45.0	24.0	41.0	232.0	176.0
81st	Red	Mixed	4	31	Markus Schwarz	Elsa Lovrek	 AUT	29.0	35.0	39.0	(48.0)	47.0	29.0	227.0	179.0
82nd	Red		72	684	Karri Heliö	Sakari Kalpio	 FIN	37.0	26.0	50.0	29.0	(51.0)	41.0	234.0	183.0
83rd	Green		38	340	Christian Schuetz	Frithjof Sacht	 GER	(58.0)	39.0	50.0	35.0	17.0	43.0	242.0	184.0
84th	Red		78	328	Kai Seemann	Björn Wendel	 GER	47.0	(63.0 UFD)	42.0	46.0	27.0	22.0	247.0	184.0
85th	Green		142	757	Anders Dahlsjö	Henrik Persson	 SWE	46.0	(49.0)	31.0	41.0	34.0	32.0	233.0	184.0
86th	Green		114	77	Dirk Van Rompuy	Laurent Verbeeck	 BEL	43.0	38.0	32.0	40.0	33.0	(45.0)	231.0	186.0
87th	Green		93	25	Jonas Byström	Richard Aunapuu	 SWE	42.0	31.0	36.0	(44.0)	44.0	34.0	231.0	187.0
88th	Red	Mixed	135	237	Zeissel Manfred	Eveline Haselsteiner	 AUT	48.0	44.0	12.0	40.0	44.0	(56.0)	244.0	188.0
89th	Red	Mixed	139	1024	Liz Howell	Alister Sibley	 GBR	(59.0)	35.0	43.0	25.0	43.0	43.0	248.0	189.0
90th	Green		52	115	Alexander Kodisch	Stefan Peters	 GER	(51.0)	51.0	29.0	22.0	40.0	49.0	242.0	191.0
91st	Red	Mixed	94	445	Thomas Neudahl	Julia Otte	 GER	17.0	34.0	(56.0)	52.0	49.0	50.0	258.0	202.0
92nd	Green		106	7	Anssi Muikku	Matias Knip	 FIN	40.0	45.0	(54.0)	49.0	36.0	33.0	257.0	203.0
93rd	Green	Mixed	33	500	Richard Swanston	Jenni Brittain	 IRL	32.0	57.0	53.0	(63.0 UFD)	22.0	42.0	269.0	206.0
94th	Red		134	797	Oliver Kaderli	Martin Jöhr	 SUI	30.0	40.0	45.0	(49.0)	42.0	49.0	255.0	206.0
95th	Red		79	77	Björn Mårdberg	Pontus Karlsson	 SWE	32.0	(63.0 DNC)	35.0	36.0	40.0	63.0 DNC	269.0	206.0
96th	Red	Mixed	30	311	Harry Schmeink	Fabian Syring	 GER	45.0	42.0	34.0	(56.0)	52.0	33.0	262.0	206.0
97th	Green		67	55	Jakob Schmidt	Poul Nielsen	 DEN	(50.0)	28.0	44.0	47.0	41.0	48.0	258.0	208.0
98th	Red	Mixed	5	260	Edda Pelzer	Björn Pelzer	 GER	34.0	42.0	46.0	(54.0)	50.0	39.0	265.0	211.0

Rank	Flight	Category	Bow #	Sail	Helm	Crew	Nat	Q1	Q2	Q3	Q4	Q5	Q6	Total	Nett
99th	Green		13	13	Jens Uwe Tonne	Kilian Feindt	 GER	38.0	30.0	45.0	48.0	(63.0 DNC)	63.0 DNC	287.0	224.0
100th	Red	Youth	126	22	Max Tjärnsved	Gustav Jacobsson	 SWE	50.0	38.0	47.0	45.3 RDG	45.3 RDG	(63.0 DNC)	288.6	225.6
101st	Green		18	137	Dermot mc Hugh	Pawel Trojanowski	 IRL	20.0	45.0	51.0	(57.0)	56.0	55.0	284.0	227.0
102nd	Red	Mixed	98	717	Gregory Simmons	Evelina Enqvist	 SWE	45.0	53.0	44.0	(57.0)	41.0	44.0	284.0	227.0
103rd	Green	Mixed	34	1193	Stephen Broaders	Siobhan Broaders	 IRL	37.0	(63.0 DNF)	63.0 DNC	20.0	55.0	54.0	292.0	229.0
104th	Red		40	4	Krzysztof Bassak	Piotr Sicenski	 POL	55.0	46.0	54.0	38.0	(56.0)	36.0	285.0	229.0
105th	Green		47	11	Ilkka Saura	Mark Lassfolk	 FIN	46.0	(63.0 DNF)	63.0 DNC	38.0	38.0	46.0	294.0	231.0
106th	Green		17	236	Thilo Engelke	Jan Mense	 GER	53.0	22.0	57.0	56.0	46.0	(58.0)	292.0	234.0
107th	Green		101	575	Christiaan Feij	Jorgen Groeneveld	 NED	55.0	(61.0)	48.0	25.0	49.0	57.0	295.0	234.0
108th	Red		88	8881	Max Linder	Niklas Forhaug	 SWE	49.0	44.0	(63.0 DNC)	51.0	53.0	38.0	298.0	235.0
109th	Green	Mixed	19	414	Patrick Wodhams	Orlaith Sweeney	 IRL	52.0	53.0	49.0	29.0	57.0	(59.0)	299.0	240.0
110th	Green		103	60	Emely Hagen	Gustaf Dyrssen	 SWE	(54.0)	48.0	47.0	51.0	47.0	47.0	294.0	240.0
111th	Green		95	199	Michael Norup	David Kaarsberg	 DEN	62.0	(63.0 DNC)	52.0	31.0	53.0	50.0	311.0	248.0
112th	Green		127	5	Peter Kloppers	Ruud Bontje	 NED	56.0	(58.0)	46.0	55.0	58.0	37.0	310.0	252.0
113th	Red	Youth+Mixed	131	666	Hanna Irebjörk	Arvid Espling	 SWE	57.0	(62.0)	55.0	50.0	46.0	46.0	316.0	254.0
114th	Green		50	69	Juha Haanperä	Tuomas Lötjönen	 FIN	54.0	49.0	(55.0)	53.0	50.0	52.0	313.0	258.0
115th	Red		3	65	Gerhard Schmid	Pascal Schreiber	 AUT	48.0	52.0	51.0	55.0	54.0	(59.0)	319.0	260.0
116th	Red	Youth	87	104	Gustav Boestad	Svante Boestad	 SWE	(58.0)	50.0	52.0	58.0	55.0	48.0	321.0	263.0
117th	Red		130	6	Iiro Juntti	Tuomas Saarinen	 FIN	47.0	55.0	59.0	55.0 SP	(63.0 DNF)	54.0	333.0	270.0
118th	Red		29	7913	Niels Stillhoff Nielsen	Henrik Stillhoff Nielsen	 DEN	59.0	54.0	56.0	47.0	(63.0 DNF)	55.0	334.0	271.0
119th	Green		20	121	Simon Skoog	Tobias Ahlqvist	 SWE	57.0	52.0	(63.0 DNF)	50.0	59.0	56.0	337.0	274.0
120th	Green		55	148	Alexander Gleerup	Adam Frederiksson	 SWE	(60.0)	59.0	58.0	54.0	52.0	53.0	336.0	276.0
121st	Green		56	5	Philip Larsen	Theis Coling	 DEN	52.0	47.0	53.0	(63.0 DNC)	63.0 DNC	63.0 DNC	341.0	278.0
122nd	Red	Mixed	91	1495	Pete Jones	Suzanne Zwaanswijk	 GBR	60.0	50.0	57.0	60.0	(63.0 DNF)	57.0	347.0	284.0
123rd	Red		68	1440	Lauri Liipa	Kristijan Kotkas	 EST	61.0	54.0	58.0	61.0	(63.0 DNF)	58.0	355.0	292.0

Rank	Flight	Category	Bow #	Sail	Helm	Crew	Nat	Q1	Q2	Q3	Q4	Q5	Q6	Total	Nett
124th	Red		112	275	Mads Liebst	Oscar Illerup	 DEN	61.0	60.0	60.0	59.0	(63.0 DNF)	53.0	356.0	293.0

Sailwave Scoring Software 2.19.8

www.vallensbaek-sejlkлуб.dkwww.sailwave.comwww.f18worlds2017.dk
info@f18worlds2017.dk