



F-18 WORLD CHAMPIONSHIP 2017

8-15 July 2017 - Vallensbaek Yacht Club - Denmark





































Results are provisional as of 10:00 on July 15, 2017

Gold Flight

Sailed: 11, Discards: 1, To count: 10, Entries: 62, Scoring system: Appendix A































Rank	Flight	Category	Bow #	Sail	Helm	Crew	Nat	Q1	Q2	Q3	Q4	Q5	Q6	F1	F2	F3	F4	F5	Total	Nett
1st	Gold		108	7	Mischa Heemskerck	Stephan Dekker		8.0	(63.0 DNF)	15.0	9.0	9.0	3.0	1.0	1.0	1.0	1.0	1.0	112.0	49.0
2nd	Gold		113	1	Patrick Demesmaeker	Gilles Tas		1.0	1.0	(63.0 DSQ)	3.0	8.0	10.0	5.0	5.0	3.0	10.0	5.0	114.0	51.0
3rd	Gold		32	11	Mitch Booth	Ruben Booth		2.0	4.0	3.0	6.0	1.0	(14.0)	10.0	7.0	5.0	12.0	11.0	75.0	61.0
4th	Gold		63	1912	Cruz González Smith	Mariano Heuser		25.0	2.0	4.0	10.0	(28.0)	6.0	3.0	2.0	10.0	2.0	2.0	94.0	66.0
5th	Gold		41	4	Jolbert van Dijk	Frank de Waard		12.0	(15.0)	7.0	3.0	4.0	2.0	6.0	3.0	7.0	20.0	3.0	82.0	67.0
6th	Gold		15	7	Paschalidis Iordanis	Trigkonis Konstantinos		3.0	3.0	5.0	4.0	(10.0)	4.0	8.0	20.0	2.0	18.0	4.0	81.0	71.0
7th	Gold		129	111	Philip Hendrickx	Filiip Olyslager		4.0	(12.0)	1.0	1.0	3.0	3.0	14.0	10.0	27.0	3.0	6.0	84.0	72.0
8th	Gold		136	51	Simon Northrop	Sam Barker		5.0	6.0	(8.0)	2.0	7.0	4.0	2.0	19.0	20.0	7.0	8.0	88.0	80.0
9th	Gold	Youth	145	96	Antoine Ferrec	Foucauld Delaplace		11.0	15.0	(24.0)	7.0	5.0	6.0	4.0	6.0	4.0	6.0	26.0	114.0	90.0
10th	Gold		22	9	Finn Heeg	Tom Heinrich		9.0	5.0	13.0	(24.0)	8.0	13.0	7.0	13.0	17.0	5.0	7.0	121.0	97.0
11th	Gold		99	8	Christian Vettori	Maurizio Stella		12.0	3.0	5.0	14.0	1.0	(21.0)	11.0	9.0	24.0	11.0	10.0	121.0	100.0
12th	Gold	Master	89	336	Helge Sach	Christian Sach		1.0	(16.0)	2.0	5.0	6.0	1.0	18.0	14.0	14.0	27.0	31.0	135.0	119.0
13th	Gold	Youth	36	594	Jordi Booth Ferrando	Joan Costa Estiarte		(21.0)	14.0	6.0	13.0	2.0	13.0	23.0	8.0	19.0	14.0	13.0	146.0	125.0
14th	Gold		128	508	William Sunnucks	Freddie White		6.0	7.0	(22.0)	11.0	2.0	11.0	16.0	23.0	16.0	28.0	18.0	160.0	138.0
15th	Gold	Youth	51	3	Le Peutrec Gildas	Neiras Jolann		17.0	27.0	26.0	21.0	13.0	(44.0)	21.0	4.0	6.0	16.0	9.0	204.0	160.0
16th	Gold		125	8	Hans Breur	Cas van Oort		10.0	12.0	4.0	17.0	(37.0)	11.0	25.0	21.0	8.0	23.0	34.0	202.0	165.0
17th	Gold	Mixed	122	2	Leff Dahl	Terese Antsman		2.0	1.0	8.0	7.0	(20.0)	5.0	37.0	33.0	13.0	33.0	38.0	197.0	177.0
18th	Gold		46	9	Benjamin Dutreux	Marcel Jr Dutreux		(28.0)	6.0	17.0	2.0	6.0	1.0	34.0	15.0	30.0	19.0	51.0	209.0	181.0
19th	Gold		121	957	Grant Piggott	Simon Farren		(29.0)	10.0	3.0	6.0	9.0	18.0	26.0	24.0	22.0	54.0	14.0	215.0	186.0
20th	Gold	Mixed	44	276	Robert Schütz	Kühl Rea		31.0	13.0	14.0	20.0	13.0	(45.0)	12.0	18.0	29.0	21.0	16.0	232.0	187.0
21st	Gold		53	77	Hans van Dam	Marius van Dam		8.0	(20.0)	10.0	4.0	12.0	2.0	31.0	28.0	51.0	25.0	28.0	219.0	199.0
22nd	Gold		75	33	Manuel Wunderle	Fabian Wunderle		4.0	(24.0)	1.0	10.0	12.0	7.0	63.0 DNF	39.0	11.0	43.0	19.0	233.0	209.0
23rd	Gold		31	339	Sven Lindstädt	Jesse Lindstädt		5.0	5.0	11.0	12.0	7.0	(14.0)	36.0	30.0	40.0	47.0	23.0	230.0	216.0
24th	Gold		118	112	Leon van Dalfsen	Abel Blaauw		21.0	17.0	21.0	(27.0)	22.0	5.0	27.0	11.0	18.0	30.0	48.0	247.0	220.0
25th	Gold		137	1234	David White	Aaron Reynolds		27.0	(37.0)	27.0	8.0	16.0	32.0	19.0	25.0	23.0	29.0	17.0	260.0	223.0
26th	Gold		6	9	Niels Kleijweg	Olaf Kleijweg		14.0	21.0	(32.0)	16.0	31.0	15.0	22.0	22.0	34.0	31.0	25.0	263.0	231.0
27th	Gold	Youth	48	596	Daniel Bjørnholt	Nicolaj Bjørnholt		3.0	2.0	2.0	5.0	(11.0)	10.0	63.0 DNC	63.0 DNC	63.0 DNC	9.0	15.0	246.0	235.0
28th	Gold		105	3	Pieter Oskam	Tony Mels		(43.0)	8.0	38.0	38.0 SP	14.0	7.0	20.0	16.0	45.0	32.0	21.0	282.0	239.0

Rank	Flight	Category	Bow #	Sail	Helm	Crew	Nat	Q1	Q2	Q3	Q4	Q5	Q6	F1	F2	F3	F4	F5	Total	Nett
29th	Gold	Youth	39	18	Magnus Dahl Nicolajsen	Jesper Vogelius	 DEN	10.0	4.0	19.0	23.0	(63.0 DSQ)	63.0 BFD	55.0	17.0	12.0	17.0	20.0	303.0	240.0
30th	Gold		123	27	Tim Sandberg	Pål Kirkebø	 NOR	11.0	7.0	(33.0)	26.0	29.0	15.0	15.0	37.0	32.0	38.0	37.0	280.0	247.0
31st	Gold		86	73	Lars Linder	Erik Brunnberg	 SWE	23.0	13.0	17.0	9.0	(32.0)	12.0	43.0	34.0	33.0	36.0	29.0	281.0	249.0
32nd	Gold		100	969	Giovanni Fantasia	Davide Recalcati	 ITA	16.0	(63.0 DNF)	25.0	1.0	43.0	17.0	13.0	12.0	31.0	56.0	39.0	316.0	253.0
33rd	Gold		102	15	Ad Noordzij	Maarten Noordzij	 NED	(63.0 DNF)	16.0	14.0	44.0	24.0	9.0	9.0	63.0 DNC	49.0	15.0	12.0	318.0	255.0
34th	Gold	Master	81	1936	Wik Becker	Rob Becker	 NED	7.0	10.0	6.0	14.0	5.0	(19.0)	35.0	26.0	35.0	63.0 DNC	63.0 DNC	283.0	264.0
35th	Gold		141	1588	Nathaniel Ward	Caleb Cooper	 GBR	20.0	23.0	12.0	18.0	10.0	(39.0)	30.0	47.0	57.0	24.0	24.0	304.0	265.0
36th	Gold	Mixed	45	17	Eckart Kaphengst	Kathrin Szasz	 GER	16.0	(36.0)	18.0	15.0	17.0	25.0	49.0	43.0	25.0	41.0	22.0	307.0	271.0
37th	Gold		77	355	Wyatt Orsmond	Matthew McNicholl	 IRL	7.0	24.0	28.0	33.0	(34.0)	19.0	17.0	38.0	60.0	13.0	36.0	309.0	275.0
38th	Gold		84	294	Leo alsved	Anders Almgren	 SWE	26.0	11.0	15.0	(39.0)	31.0	28.0	45.0	36.0	28.0	22.0	35.0	316.0	277.0
39th	Gold	Youth	14	456	Lachie Hughes	Harrison Rietman	 AUS	15.0	19.0	19.0	(28.0)	4.0	9.0	63.0 DNF	48.0	44.0	8.0	49.0	306.0	278.0
40th	Gold	Youth	104	304	August Maene	Thomas De Somer	 BEL	33.0	20.0	(40.0)	30.0	21.0	16.0	28.0	35.0	48.0	4.0	44.0	319.0	279.0
41st	Gold		92	514	Nicholas Barnes	Stuart Smith	 GBR	13.0	19.0	41.0	15.0	(51.0)	12.0	39.0	32.0	41.0	44.0	32.0	339.0	288.0
42nd	Gold		1	18	Tjiddo Veenstra	Thomas de Jong	 NED	28.0	9.0	16.0	(41.0)	35.0	28.0	24.0	42.0	54.0	26.0	33.0	336.0	295.0
43rd	Gold		124	76	Zoltan Diószegi	Gábor Jankovics	 HUN	14.0	(34.0)	11.0	8.0	3.0	18.0	48.0	31.0	53.0	48.0	63.0 DNC	331.0	297.0
44th	Gold	Mixed	143	11	Dieter Maurer	Katrin Oldenburg	 GER	18.0	9.0	21.0	16.0	21.0	(51.0)	38.0	49.0	52.0	34.0	43.0	352.0	301.0
45th	Gold		43	4	Frank Weigelt	Micha Steffen	 GER	(35.0)	29.0	10.0	19.0	23.0	23.0	32.0	54.0	9.0	50.0	63.0 DNC	347.0	312.0
46th	Gold	Master	69	1791	Laul	Roosma	 EST	34.0	25.0	23.0	(43.0)	18.0	37.0	29.0	46.0	26.0	40.0	42.0	363.0	320.0
47th	Gold	Mixed	76	432	Jacob den Houting	Babette den Houting	 NED	53.0	28.0	(63.0 DSQ)	18.0	14.0	35.0	33.0	40.0	39.0	35.0	30.0	388.0	325.0
48th	Gold		42	2727	Steve Stroebel	Ryan Hopps	 USA	22.0	(32.0)	7.0	28.0	19.0	17.0	63.0 DNC	63.0 DNC	15.0	52.0	40.0	358.0	326.0
49th	Gold	Mixed	25	11	Jan Hedmann Jensen	Penny Wyon	 DEN	27.0	(29.0)	27.0	17.0	29.0	8.0	46.0	45.0	38.0	63.0 DNF	27.0	356.0	327.0
50th	Gold	Mixed	10	10	Schmitzer Gerd	Tina Vercouteren	 GER	38.0	8.0	28.0	(42.0)	28.0	26.0	47.0	29.0	37.0	49.0	45.0	377.0	335.0
51st	Gold		7	54	Ties van Bruinessen	Erwin Jager	 NOR	24.0	(43.0)	41.0	13.0	15.0	30.0	44.0	27.0	56.0	42.0	47.0	382.0	339.0
52nd	Gold		35	320	Dirk Bleiker	Kevin Stuhmann	 GER	6.0	17.0	20.0	26.0	33.0	(34.0)	63.0 DNC	41.0	36.0	46.0	53.0	375.0	341.0
53rd	Gold	Mixed	140	281	Chrisch Bräuer	Sanni Levgrün	 GER	13.0	(41.0)	20.0	12.0	11.0	16.0	51.0	53.0	58.0	45.0	63.0 DNC	383.0	342.0
54th	Gold		80	66	Ola Persson	Tommy Selin	 SWE	30.0	11.0	18.0	(63.0 DSQ)	48.0	29.0	40.0	50.0	21.0	63.0 DNC	41.0	414.0	351.0
55th	Gold		120	14	Monti Matteo	Nicolo Zamagai	 ITA	18.0	21.0	9.0	(52.0)	19.0	21.0	53.0	56.0	55.0	53.0	46.0	403.0	351.0
56th	Gold		70	1976	Brett Bingham	Trent Stewart	 USA	23.0	(33.0)	9.0	32.0	23.0	20.0	52.0	51.0	50.0	51.0	50.0	394.0	361.0
57th	Gold		59	18	Valtteri Rahkonen	Antti Laukkanen	 FIN	26.0	25.0	24.0	33.0	(42.0)	40.0	42.0	44.0	42.0	37.0	54.0	409.0	367.0
58th	Gold		117	331	Daniel Paysen	Nico Heinrich	 GER	19.0	31.0	(42.0)	11.0	15.0	36.0	41.0	63.0 DNC	43.0	57.0	63.0 DNC	421.0	379.0
59th	Gold	Master+Mixed	2	3	Klaus Dreier	Bettina Dreier	 AUT	19.0	(51.0)	22.0	27.0	30.0	27.0	50.0	52.0	46.0	58.0	63.0 DNC	445.0	394.0
60th	Gold		132	293	Mats Johansson	Magnus Andersson	 SWE	39.0	(41.0)	23.0	19.0	26.0	8.0	54.0	55.0	59.0	55.0	63.0 DNF	442.0	401.0
61st	Gold		23	315	Peter van den Berg	Roman Pixell	 GER	9.0	(43.0)	29.0	24.0	18.0	35.0	63.0 DNF	63.0 DNC	47.0	59.0	63.0 DNC	453.0	410.0
62nd	Gold		116	888	Johan Bengtsson	Ola Degerfors	 SWE	35.0	18.0	25.0	(45.0)	39.0	31.0	63.0 DNF	63.0 DNC	63.0 DNC	39.0	52.0	473.0	428.0

Silver Flight

Sailed: 12, Discards: 2, To count: 10, Entries: 62, Scoring system: Appendix A

Rank	Flight	Category	Bow #	Sail	Helm	Crew	Nat	Q1	Q2	Q3	Q4	Q5	Q6	F1	F2	F3	F4	F5	F6	Total	Nett
1st	Silver		138	8	Will Smith	Jon Sweet		36.0	14.0	40.0	22.0	(48.0)	47.0	4.0	3.0	1.0	(19.0)	1.0	5.0	240.0	173.0
2nd	Silver		133	10	Andreas Lutz	Ray Schlatter		41.0	23.0	13.0	37.0	(45.0)	42.0	3.0	19.0	2.0	1.0	(36.0)	7.0	269.0	188.0
3rd	Silver	Mixed	11	15	Tymoteusz Bendyk	Anna Switajska		24.0	26.0	31.0	(63.0 UFD)	35.0	38.0	1.0	11.0	4.0	2.0	26.0	(63.0 DNC)	324.0	198.0
4th	Silver	Master	64	280	Garloff Langenbeck	Reinhard Pollok		39.0	37.0	38.0	34.0	20.0	(40.0)	6.0	12.0	5.0	12.0	(22.0)	2.0	267.0	205.0
5th	Silver	Master	26	112	Joakim Wiklund	Ulf Norberg		42.0	39.0	30.0	30.0	(45.0)	24.0	13.0	23.0	8.0	5.0	2.0	(63.0 DNC)	324.0	216.0
6th	Silver		8	1542	Willie van der Heijden	Arthur Moerman		(56.0)	36.0	30.0	45.0	24.0	41.0	12.0	10.0	13.0	(37.0)	8.0	4.0	316.0	223.0
7th	Silver	Mixed	12	5	Sven Jürgensen	Julia Bleich		44.0	(46.0)	36.0	32.0	30.0	20.0	11.0	13.0	(35.0)	20.0	17.0	1.0	305.0	224.0
8th	Silver	Mixed	21	317	Martin Friedrichsen	Stella Zisler		33.0	30.0	35.0	21.0	36.0	(63.0 DNF)	23.0	39.0	21.0	9.0	10.0	(63.0 DNC)	383.0	257.0
9th	Silver		134	797	Oliver Kaderli	Martin Jöhr		30.0	40.0	45.0	(49.0)	42.0	49.0	22.0	5.0	12.0	(23.0)	9.0	6.0	332.0	260.0
10th	Silver		37	14	Otto Reittilä	Fabian Björk		31.0	33.0	33.0	(42.0)	25.0	31.0	15.0	6.0	29.0	28.0	45.0	(63.0 DNC)	381.0	276.0
11th	Silver		72	684	Karri Heliö	Sakari Kalpio		37.0	26.0	50.0	29.0	(51.0)	41.0	2.0	(63.0 UFD)	18.0	7.0	5.0	63.0 DNC	392.0	278.0
12th	Silver		119	768	Leopold Seifert	Leopold Almstedt		(51.0)	40.0	16.0	47.0 SP	39.0	25.0	19.0	36.0	38.0	6.0	16.0	(63.0 DNC)	396.0	282.0
13th	Silver		58	78	Niklas Bredberg	Oscar Wetterling		15.0	48.0	(49.0)	39.0	37.0	27.0	27.0	18.0	16.0	35.0	23.0	(63.0 DNF)	397.0	285.0
14th	Silver	Mixed	4	31	Markus Schwarz	Elsa Lovrek		29.0	35.0	39.0	(48.0)	47.0	29.0	10.0	30.0	6.0	22.0	40.0	(63.0 DNC)	398.0	287.0
15th	Silver		74	109	Arjan Baas	Tjalko Jansz		36.0	18.0	48.0	36.0	(54.0)	23.0	17.0	1.0	3.0	47.0	(63.0 DNC)	63.0 DNC	409.0	292.0
16th	Silver		106	7	Anssi Muikku	Matias Knip		40.0	45.0	(54.0)	49.0	36.0	33.0	8.0	16.0	7.0	49.0	(63.0 DNC)	11.0	411.0	294.0
17th	Silver		71	1	Anders Liebst	Rasmus Josephsen		(40.0)	22.0	39.0	35.0	38.0	24.0	38.0	9.0	34.0	39.0	20.0	(63.0 DNC)	401.0	298.0
18th	Silver		52	115	Alexander Kodisch	Stefan Peters		(51.0)	51.0	29.0	22.0	40.0	49.0	32.0	20.0	20.0	26.0	12.0	(63.0 DNC)	415.0	301.0
19th	Silver	Mixed	62	81	Jakob Thun	Linda Holtsjö		22.0	(63.0 UFD)	34.0	31.0	26.0	52.0	(63.0 UFD)	27.0	40.0	13.0	50.0	8.0	429.0	303.0
20th	Silver	Mixed	30	311	Harry Schmeink	Fabian Syring		45.0	42.0	34.0	(56.0)	52.0	33.0	7.0	7.0	15.0	56.0	13.0	(63.0 DNC)	423.0	304.0
21st	Silver		93	25	Jonas Byström	Richard Aunapuu		42.0	31.0	36.0	(44.0)	44.0	34.0	31.0	26.0	9.0	33.0	18.0	(63.0 DNC)	411.0	304.0
22nd	Silver		67	55	Jakob Schmidt	Poul Nielsen		(50.0)	28.0	44.0	47.0	41.0	48.0	18.0	15.0	23.0	40.0	3.0	(63.0 DNC)	420.0	307.0
23rd	Silver		114	77	Dirk Van Rompu	Laurent Verbeeck		43.0	38.0	32.0	40.0	33.0	(45.0)	20.0	14.0	36.0	21.0	30.0	(63.0 DNC)	415.0	307.0
24th	Silver	Master+Mixed	24	527	Tom Bojland	Charlotte Engelsen		44.0	27.0	26.0	(63.0 DSQ)	32.0	26.0	16.0	22.0	28.0	(63.0 DNF)	24.0	63.0 DNC	434.0	308.0
25th	Silver		57	7	Piotr Bary?ewski	Watenic Bartomiej		41.0	(47.0)	37.0	46.0	27.0	22.0	9.0	8.0	25.0	42.0	(63.0 DNC)	63.0 DNC	430.0	320.0
26th	Silver	Master	54	332	Frank Komorowski	Torsten Toewe		(49.0)	32.0	37.0	37.0	16.0	30.0	37.0	37.0	31.0	8.0	(63.0 DNC)	63.0 DNC	440.0	328.0
27th	Silver		18	137	Dermot mc Hugh	Pawel Trojanowski		20.0	45.0	51.0	(57.0)	56.0	55.0	21.0	28.0	10.0	45.0	4.0	(63.0 DNC)	455.0	335.0
28th	Silver	Mixed	139	1024	Liz Howell	Alister Sibley		(59.0)	35.0	43.0	25.0	43.0	43.0	14.0	21.0	(63.0 DNC)	46.0	6.0	63.0 DNC	461.0	339.0
29th	Silver		47	11	Ilkka Saura	Mark Lassfolk		46.0	(63.0 DNF)	63.0 DNC	38.0	38.0	46.0	39.0	17.0	14.0	25.0	15.0	(63.0 DNC)	467.0	341.0
30th	Silver		38	340	Christian Schuetz	Frithjof Sacht		(58.0)	39.0	50.0	35.0	17.0	43.0	(63.0 DNF)	4.0	27.0	31.0	37.0	63.0 DNC	467.0	346.0
31st	Silver	Mixed	135	237	Zeissel Manfred	Eveline Haselsteiner		48.0	44.0	12.0	40.0	44.0	(56.0)	(63.0 DNC)	63.0 DNC	45.0	4.0	46.0	10.0	475.0	356.0
32nd	Silver		61	307	Peter Melloh	Justus Melloh		25.0	(56.0)	43.0	23.0	25.0	51.0	46.0	32.0	43.0	14.0	(63.0 DNC)	63.0 DNC	484.0	365.0

Rank	Flight	Category	Bow #	Sail	Helm	Crew	Nat	Q1	Q2	Q3	Q4	Q5	Q6	F1	F2	F3	F4	F5	F6	Total	Nett
33rd	Silver		142	757	Anders Dahlsjö	Henrik Persson	 SWE	46.0	(49.0)	31.0	41.0	34.0	32.0	(63.0 DNF)	24.0	11.0	63.0 UFD	27.0	63.0 DNC	484.0	372.0
34th	Silver	Mixed	94	445	Thomas Neudahl	Julia Otte	 GER	17.0	34.0	(56.0)	52.0	49.0	50.0	25.0	42.0	30.0	44.0	42.0	(63.0 DNC)	504.0	385.0
35th	Silver		78	328	Kai Seemann	Björn Wendel	 GER	47.0	(63.0 UFD)	42.0	46.0	27.0	22.0	(63.0 DNC)	63.0 DNC	63.0 DNC	3.0	14.0	63.0 DNC	516.0	390.0
36th	Silver	Youth	87	104	Gustav Boestad	Svante Boestad	 SWE	(58.0)	50.0	52.0	58.0	55.0	48.0	30.0	29.0	33.0	27.0	11.0	(63.0 DNC)	514.0	393.0
37th	Silver		101	575	Christiaan Feij	Jorgen Groeneveld	 NED	55.0	(61.0)	48.0	25.0	49.0	57.0	34.0	34.0	41.0	15.0	41.0	(63.0 DNC)	523.0	399.0
38th	Silver		40	4	Krzysztof Bassak	Piotr Sicinski	 POL	55.0	46.0	54.0	38.0	(56.0)	36.0	35.0	38.0	26.0	36.0	35.0	(63.0 DNC)	518.0	399.0
39th	Silver		79	77	Björn Mårdberg	Pontus Karlsson	 SWE	32.0	(63.0 DNC)	35.0	36.0	40.0	63.0 DNC	26.0	25.0	19.0	(63.0 DNC)	63.0 DNC	63.0 DNC	528.0	402.0
40th	Silver		56	5	Philip Larsen	Theis Coling	 DEN	52.0	47.0	53.0	(63.0 DNC)	63.0 DNC	63.0 DNC	(63.0 DNC)	63.0 DNC	24.0	29.0	7.0	3.0	530.0	404.0
41st	Silver		13	13	Jens Uwe Tonne	Kilian Feindt	 GER	38.0	30.0	45.0	48.0	(63.0 DNC)	63.0 DNC	5.0	2.0	(63.0 DNC)	63.0 DNC	63.0 DNC	63.0 DNC	546.0	420.0
42nd	Silver		103	60	Emely Hagen	Gustaf Dyrssen	 SWE	(54.0)	48.0	47.0	51.0	47.0	47.0	(63.0 DNC)	63.0 DNC	63.0 DNC	17.0	32.0	9.0	541.0	424.0
43rd	Silver	Mixed	98	717	Gregory Simmons	Evelina Enqvist	 SWE	45.0	53.0	44.0	(57.0)	41.0	44.0	41.0	47.0	37.0	30.0	43.0	(63.0 DNF)	545.0	425.0
44th	Silver	Youth	126	22	Max Tjärnsved	Gustav Jacobsson	 SWE	50.0	38.0	47.0	45.0 RDG	45.0 RDG	(63.0 DNC)	42.0	43.0	32.0	38.0	48.0	(63.0 DNC)	554.0	428.0
45th	Silver	Mixed	19	414	Patrick Wodhams	Orlaith Sweeney	 IRL	52.0	53.0	49.0	29.0	57.0	(59.0)	40.0	35.0	22.0	43.0	49.0	(63.0 DNC)	551.0	429.0
46th	Silver		88	8881	Max Linder	Niklas Forhaug	 SWE	49.0	44.0	(63.0 DNC)	51.0	53.0	38.0	28.0	(63.0 DNC)	63.0 DNC	16.0	25.0	63.0 DNF	556.0	430.0
47th	Silver		95	199	Michael Norup	David Kaarsberg	 DEN	62.0	(63.0 DNC)	52.0	31.0	53.0	50.0	24.0	44.0	(63.0 DNC)	34.0	21.0	63.0 DNF	560.0	434.0
48th	Silver	Mixed	33	500	Richard Swanston	Jenni Brittain	 IRL	32.0	57.0	53.0	(63.0 UFD)	22.0	42.0	36.0	(63.0 DNC)	63.0 DNC	18.0	63.0 DNC	63.0 DNC	575.0	449.0
49th	Silver	Mixed	5	260	Edda Pelzer	Björn Pelzer	 GER	34.0	42.0	46.0	(54.0)	50.0	39.0	44.0	(63.0 DNC)	63.0 DNC	11.0	63.0 DNC	63.0 DNC	572.0	455.0
50th	Silver		3	65	Gerhard Schmid	Pascal Schreiber	 AUT	48.0	52.0	51.0	55.0	54.0	(59.0)	29.0	33.0	46.0	48.0	47.0	(63.0 DNC)	585.0	463.0
51st	Silver		55	148	Alexander Glerup	Adam Frederiksson	 SWE	(60.0)	59.0	58.0	54.0	52.0	53.0	33.0	31.0	(63.0 DNF)	50.0	29.0	63.0 DNC	605.0	482.0
52nd	Silver		50	69	Juha Haanperä	Tuomas Lötjönen	 FIN	54.0	49.0	(55.0)	53.0	50.0	52.0	(63.0 DNC)	63.0 DNC	39.0	10.0	51.0	63.0 DNC	602.0	484.0
53rd	Silver		20	121	Simon Skoog	Tobias Ahlqvist	 SWE	57.0	52.0	(63.0 DNF)	50.0	59.0	56.0	(63.0 DNF)	63.0 DNC	17.0	51.0	19.0	63.0 DNC	613.0	487.0
54th	Silver		130	6	Iiro Juntti	Tuomas Saarinen	 FIN	47.0	55.0	59.0	55.0 SP	(63.0 DNF)	54.0	45.0	41.0	47.0	57.0	28.0	(63.0 DNC)	614.0	488.0
55th	Silver		17	236	Thilo Engelke	Jan Mense	 GER	53.0	22.0	57.0	56.0	46.0	(58.0)	(63.0 DNC)	63.0 DNC	63.0 DNC	32.0	34.0	63.0 DNF	610.0	489.0
56th	Silver	Mixed	91	1495	Pete Jones	Suzanne Zwaanswijk	 GBR	60.0	50.0	57.0	60.0	(63.0 DNF)	57.0	43.0	40.0	42.0	52.0	38.0	(63.0 DNF)	625.0	499.0
57th	Silver	Mixed	34	1193	Stephen Broaders	Siobhan Broaders	 IRL	37.0	(63.0 DNF)	63.0 DNC	20.0	55.0	54.0	(63.0 DNC)	63.0 DNC	63.0 DNC	41.0	44.0	63.0 DNC	629.0	503.0
58th	Silver		112	275	Mads Liebst	Oscar Illerup	 DEN	61.0	60.0	60.0	59.0	(63.0 DNF)	53.0	47.0	45.0	44.0	55.0	33.0	(63.0 DNC)	643.0	517.0
59th	Silver		68	1440	Lauri Liipa	Kristjan Kotkas	 EST	61.0	54.0	58.0	61.0	(63.0 DNF)	58.0	48.0	46.0	48.0	53.0	31.0	(63.0 DNC)	644.0	518.0
60th	Silver	Youth+Mixed	131	666	Hanna Irebjörk	Arvid Espling	 SWE	57.0	(62.0)	55.0	50.0	46.0	46.0	(63.0 DNC)	63.0 DNC	63.0 DNC	24.0	63.0 DNC	63.0 DNC	655.0	530.0
61st	Silver		127	5	Peter Kloppers	Ruud Bontje	 NED	56.0	(58.0)	46.0	55.0	58.0	37.0	49.0	(63.0 DSQ)	49.0	58.0	63.0 DNF	63.0 DNC	655.0	534.0
62nd	Silver		29	7913	Niels Stillhoff Nielsen	Henrik Stillhoff Nielsen	 DEN	59.0	54.0	56.0	47.0	(63.0 DNF)	55.0	(63.0 DNC)	63.0 DNC	63.0 DNC	54.0	39.0	63.0 DNC	679.0	553.0

Sailwave Scoring Software 2.19.8

www.vallensbaek-sejklub.dkwww.sailwave.comwww.f18worlds2017.dk
info@f18worlds2017.dk